

Hafler®



P1000 trans•nova▶ A m p l i f i e r

FEATURES

CIRCUITRY

- trans•ana Amplifier Topology
- MOSFET Output Devices
- NOMAD Protection
- No Fan! Convection Cooled

CONTROLS & INDICATORS

- 1.75" Rack Mount (1-rack space)
- Stereo/Bridged Mono
- XLR or 1/4" Balanced Inputs
- Gold-Plated RCA Unbalanced Inputs
- Barrier Strip Output Terminals
- Power Lamp, Signal, Clip, Thermal, LEDs
- Full Range Gain Controls
- Headphone Jack
- Switchable 115/230 VAC
- Chassis/Float Ground Switch
- Gain Control Security Covers
- Serviceable Modules

WARRANTY

- 5 Year Warranty

DESCRIPTION

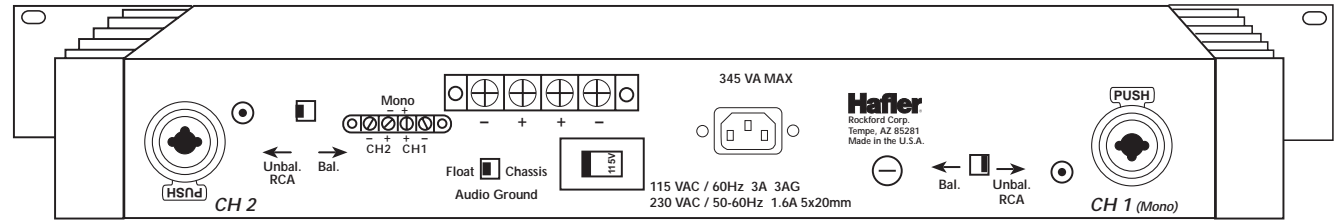
Brilliant Engineers Create Brilliant Designs – The unique circuitry in the P1000 trans•ana is both clever and innovative! The TRANsconductance Active Nodal Amplifier topology operates the output stage with its full voltage gain, which allows the input stage to operate from a low voltage regulated supply. The signal is then shifted up in level to the high voltage section by the driver stage which forms an active node at ultrasonic frequencies. This results in very stable, highly linear operation producing a natural and accurate soundstage with exceptional image focus!

NOMAD – Our proprietary NOMAD (NON-Multiplying Advanced Decision) system very accurately computes the allowable device current for the device voltage and clamps the gate drive when the actual current exceeds this value. This improved accuracy is achieved by eliminating the dependence upon unreliable, analog (multiplier) circuits to model the device operation. NOMAD prevents sonic degradation associated with other conventional protection circuits – something Hafler would never allow.



Hafler

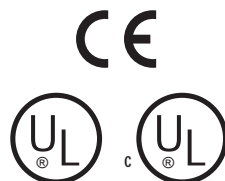
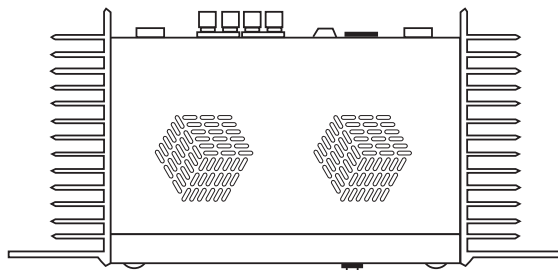
P1000 trans·nova Amplifier



SPECIFICATIONS

P1000

Power Rating	50 Watts/channel @ 8Ω 55 Watts/channel @ 4Ω 110 Watts bridged/mono @ 8Ω
Total Harmonic Distortion (THD)	<0.2% (20Hz-20kHz)
Signal-to-Noise	100dB "A" Weighted
Full Power Bandwidth	0.1Hz to 100kHz (+0/-3dB)
Slew Rate	20V/μs
CMRR (Common Mode Rejection Ratio)	70dB at 1kHz
Input Impedance	47kΩ per phase balanced
Gain	-36dB min. / +29dB max.
Input Sensitivity Range	375mV to 3V (@ 8Ω) per phase balanced 277mV to 3V (@ 4Ω) per phase balanced
Damping Factor	900 (to 1kHz) 400 (to 10kHz) 40 (to 100kHz)
Power Consumption	50W / 420mA @ 120VAC (idle power) 152W / 1.3A @ 120VAC (1/8 power - 8Ω) 260W / 2.2A @ 120VAC (max. power - 8Ω)
Indicators	Power, Signal, Clipping, Thermal
Dimensions	19"W x 8 ³ / ₈ "D x 1 ³ / ₄ "H (1-rack space) (48.3cm x 21.3cm x 4.45cm)
Net Weight	12 lbs. (5.45kg)



ARCHITECT'S AND ENGINEER'S SPECIFICATIONS

The audio power amplifier shall be solid state design employing 8 vertical power MOSFET output devices. It shall be constructed on a 16 gauge steel chassis utilizing convection cooling and be technician friendly using modular construction.

Each channel shall be rated for a minimum of 50 watts into an 8 ohm load and 55 watts into a 4 ohm load with both channels driven. In bridged mono mode, the amplifier shall produce at least 110 watts into an 8 ohm load. A switch shall be provided for stereo or bridged mono operation and all power ratings shall be measured from 20Hz-20kHz with less than 0.2% THD.

The amplifier's back panel shall provide a switch to select Unbalanced inputs via gold-plated RCA jacks or Balanced inputs via combination XLR and 1/4" phone jacks. The back shall also utilize a screw type terminal barrier strip for output connectors and a switch to isolate or connect the signal ground to the chassis ground. The amplifier shall include a 3-wire grounded AC line cord and a switch to operate the UI power transformer on either 115V/60Hz or 230V/50-60Hz AC mains.

The amplifier's front panel shall provide Full Range level controls with optional security covers. The front shall also incorporate a lighted main power switch and indicators for each amplifier channel. The indicators shall display signal present when 30mV of signal is detected, signal clipping when distortion rises above 1%, and thermal protection should the heatsink temperature become excessive.

The amplifier shall fit standard 19" EIA rack mounting requirements utilizing 1-rack space. The dimensions shall be 19" Wide, 8³/₈" Deep, 1³/₄" High, and be finished in black with a net weight of 12 pounds. It shall be a Hafler P1000.